

Second Grade Summer Activities

Dear First Grade Parents,

Congratulations! You are now the parents of a second grader! Your child has learned many new concepts in first grade and we feel they are well prepared for second grade. Summer is a time for children to relax and recharge. However, we also want to keep their brains sharp. Attached you will find a variety of activities to help review and practice various skills, and to prepare your child for the upcoming school year. Students should complete the packet as independently as possible. We recommend that parents help their children pace themselves throughout the summer in regards to completing the summer packet.

Over the summer we encourage your child to read on a regular basis. Many public libraries offer summer reading programs that include incentives. Children benefit from daily independent reading, as well as hearing others read to them. It is equally important to practice math skills over the summer. One way is to use flash cards to practice addition and subtraction facts to 20.

Students should return their completed packets to their second grade teachers during the first week of school.

Have a safe and relaxing summer!
The First Grade Teachers



My Summer Learning Packet



Name _____


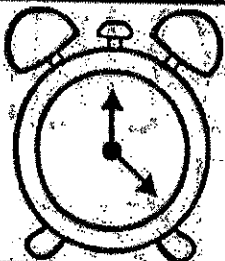
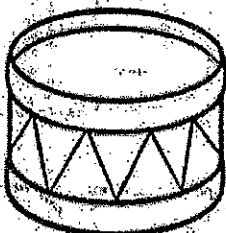









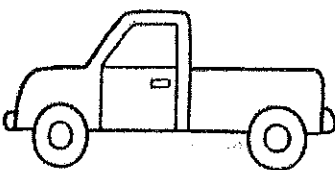



R and L Blends

Directions: Say the name of each picture.

Write the word on the line.

Circle the beginning blend for each word.



			
_____	_____	_____	_____
			
_____	_____	_____	_____
			
_____	_____	_____	_____
			
_____	_____	_____	_____



Week 1: Day 1

© Annie Moffatt • The Moffatt Girls 2013

Name _____


Vowel Team/Diphthong Color By Code

Directions: Use the code below to color the picture.



gray

au



tan

ea



red

oy



yellow

ai



green

oa



orange

ue



brown

aw



black

ow



light blue

ie

Name ****Do not cut - write to sort****


Long or Short Vowel?

Directions: Cut the words apart from the bottom of the page. Sort by vowel sound. Glue.



Long Vowel Words

Short Vowel Words



EDUCATION
TO THE CORE

tree

swim

day

hike

wet

bug

tent

fume

sun

row

hot

boat


map

hat

sleep

Name _____

Summer Vowels



Directions: Read the words below. Color the long vowel words green. Color the short vowel words red.

stop	leap	mug	sun	sled	lake
smile	bone	pill	beach	ran	tile
stay	rule	stain	sail	rule	shine
cat	tie	bite	still	boat	chin

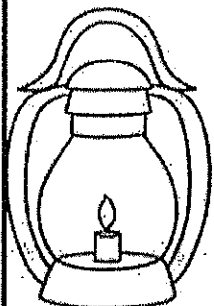
Directions: Write three sentences using the words from the list above.

1.

2.

3.

Name _____









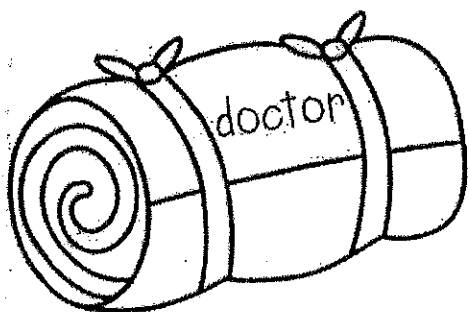



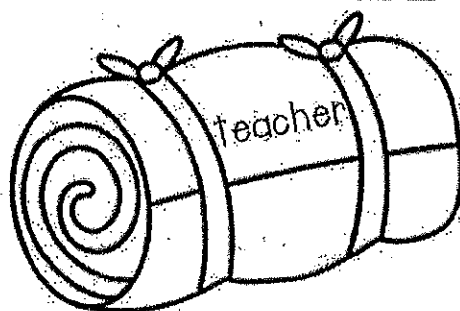




Camping for Nouns

Directions: Read the nouns on the sleeping bags.

Use the color code to color the sleeping bags:

person = red place = orange thing = green


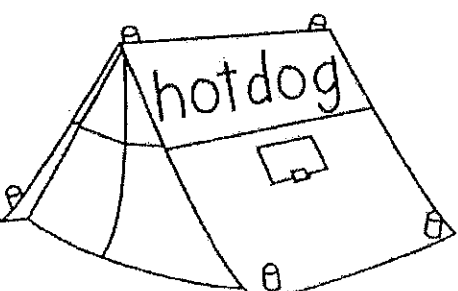
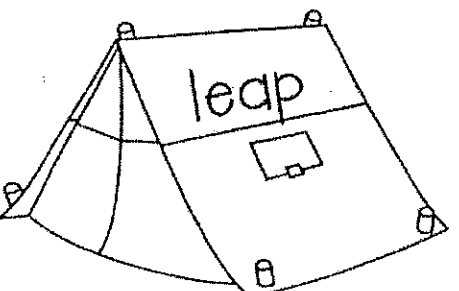
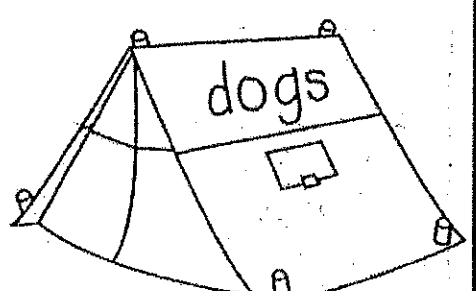

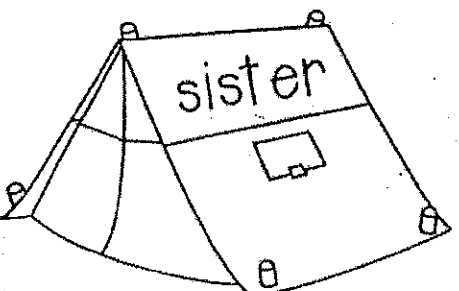
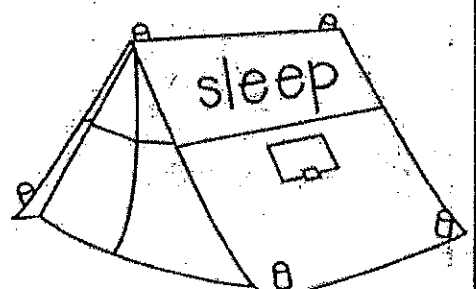
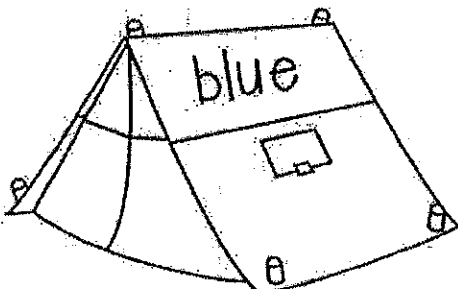
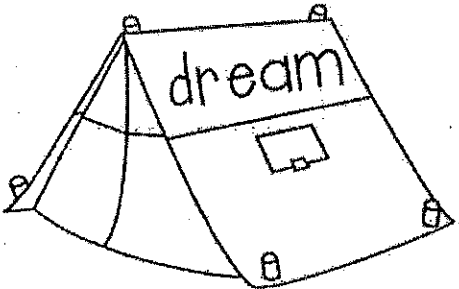
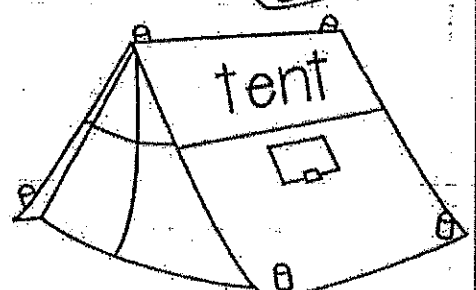
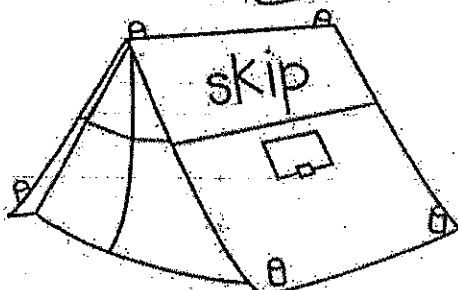
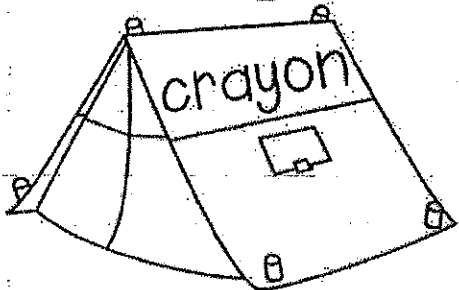
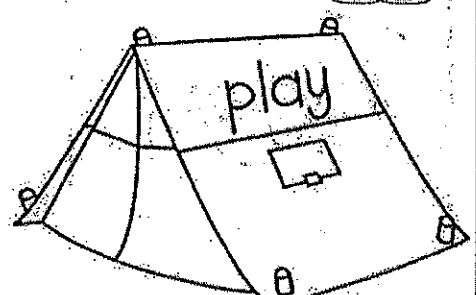
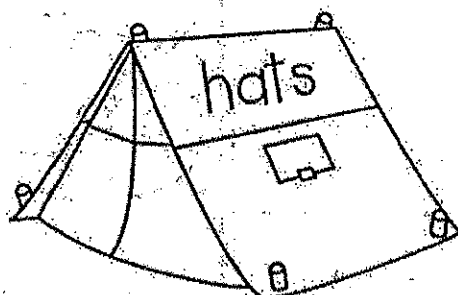
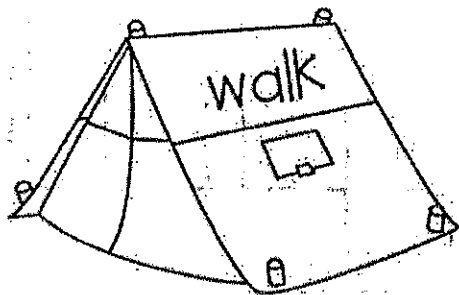


Name _____



Camping for Verbs

Directions: Read the words on the tents. If the word is a Verb, color the tent green. Color all of the other tents yellow.

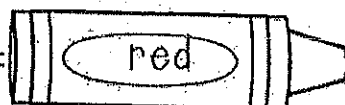


Name _____

Colorful Popsicles

Color Code

Nouns=



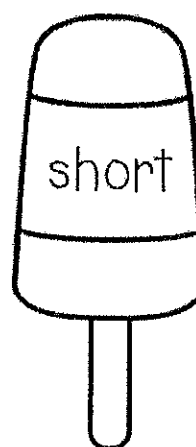







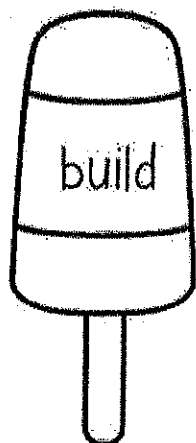




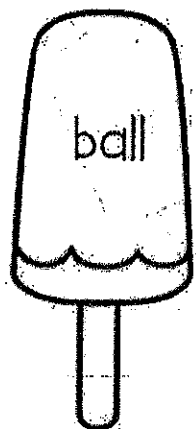
Verbs=



Adjectives=



Directions: Read the words on each popsicle and use the color code to color the popsicles.

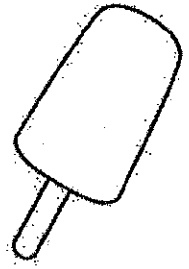
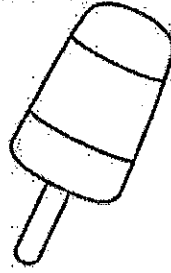



Name _____



Summer Sentences

Directions: Fix each sentence and rewrite it in your best handwriting. Remember to start with a capital letter and end with the correct punctuation.



1. i like summer

2. do you like to eat popsicles when it is hot

3. we go camping during summer vacation

4. it is too hot to go outside


5. did you build a sandcastle today

6. i caught a fish

Name _____

Fix it Up Summer Sentences!

Directions: Read the sentences. Fix the grammar mistakes in each sentence. Rewrite the sentence on the lines in your best handwriting.




1. i took my shovel bucket flip flops to the beach

2. did you bring the hotdogs watermelon and chips

3. watch out there is a raccoon in your tent

4. we caught three small fish two medium fish and one big fish


Name _____



How to... Build a sandcastle

Directions: Write step by step directions on how to build a sandcastle.

Draw pictures to match each step.



First,

Next,



Then,

Finally,

Name _____


Campout Contractions!

Directions: Combine the two words to make a contraction. Write the contraction on the line.



1. does not
2. would not
3. have not
4. is not
5. was not
6. do not
7. has not
8. were not
9. did not
10. had not

Name _____




Working with Commas!

Directions: Add commas to each series of items.



1. bucket shovel and sand
2. sunglasses sunblock and swimsuit
3. goggles flip flops and shells
4. lemonade hotdogs and watermelon
5. sun water sand and towels
6. June July and August
7. campfire marshmallows hotdogs and lanterns
8. tents sleeping bag and fire
9. owls raccoons and bears
10. fishing oars boats and canoes



Make your own list of words. Be sure to add commas.

1. _____ and _____
2. _____ and _____
3. _____ and _____
4. _____ and _____

Name: _____

ABC Food Order

Directions: Put the words in ABC order. Write a 1, 2, 3, or 4 by each word.

_____ watermelon

_____ apples

_____ bananas

_____ grapes



_____ corn

_____ beans

_____ carrots

_____ broccoli




_____ fries

_____ hamburger

_____ hotdog

_____ pizza



_____ cookies

_____ candy

_____ ice cream

_____ cake



_____ pancakes

_____ waffles

_____ oatmeal

_____ cereal



_____ burrito

_____ chips

_____ salsa

_____ taco



_____ lemonade

_____ milk

_____ apple juice

_____ water



_____ steak

_____ ham


_____ chicken

_____ fish




Camping Comprehension

Directions: Read the passage. Answer the questions after you finish reading.



Camping in the Summer

Sam likes to camp in the summer with his family. They go to the lake and set up their tent. After that, they make a campfire and roast hot dogs and marshmallows to make s'mores. They are so sticky and delicious!



They also like to play on the lake. They go fishing, canoeing, and swimming. Sam likes to snorkel and look at the fish. He finds rocks on the lake bottom.



Before bed, Sam and his family look at the stars with their telescope. He sleeps in his sleeping bag with his dog, Rex, snuggled up next to him. Camping in the summer is his favorite.

1. What does Sam like to do in the summer?


2. When Sam goes camping, what does he do?

3. Why does Sam like snorkeling?

4. What is Sam's dog's name?

Name: _____

Flowerpot Addition



Answer the addition questions.

$$\begin{array}{r} 16 \\ + 3 \\ \hline \end{array}$$

$$\begin{array}{r} 32 \\ + 7 \\ \hline \end{array}$$

$$\begin{array}{r} 23 \\ + 6 \\ \hline \end{array}$$

$$\begin{array}{r} 51 \\ + 5 \\ \hline \end{array}$$

$$\begin{array}{r} 72 \\ + 4 \\ \hline \end{array}$$

$$\begin{array}{r} 82 \\ + 6 \\ \hline \end{array}$$

$$\begin{array}{r} 50 \\ + 9 \\ \hline \end{array}$$

$$\begin{array}{r} 43 \\ + 3 \\ \hline \end{array}$$

$$\begin{array}{r} 22 \\ + 4 \\ \hline \end{array}$$

$$\begin{array}{r} 31 \\ + 7 \\ \hline \end{array}$$

$$\begin{array}{r} 62 \\ + 7 \\ \hline \end{array}$$

$$\begin{array}{r} 40 \\ + 8 \\ \hline \end{array}$$

$$\begin{array}{r} 83 \\ + 6 \\ \hline \end{array}$$

$$\begin{array}{r} 44 \\ + 5 \\ \hline \end{array}$$

$$\begin{array}{r} 90 \\ + 9 \\ \hline \end{array}$$


$$\begin{array}{r} 12 \\ + 4 \\ \hline \end{array}$$

Name _____

Double Digit Addition!

No Regrouping

Directions: Solve the problems.
Remember to add the ones first!



1.
$$\begin{array}{r} 23 \\ + 50 \\ \hline \end{array}$$

2.
$$\begin{array}{r} 73 \\ + 14 \\ \hline \end{array}$$

3.
$$\begin{array}{r} 40 \\ + 55 \\ \hline \end{array}$$

4.
$$\begin{array}{r} 24 \\ + 54 \\ \hline \end{array}$$

5.
$$\begin{array}{r} 62 \\ + 16 \\ \hline \end{array}$$

6.
$$\begin{array}{r} 18 \\ + 30 \\ \hline \end{array}$$

7.
$$\begin{array}{r} 28 \\ + 11 \\ \hline \end{array}$$

8.
$$\begin{array}{r} 25 \\ + 10 \\ \hline \end{array}$$

9.
$$\begin{array}{r} 45 \\ + 54 \\ \hline \end{array}$$

10.
$$\begin{array}{r} 10 \\ + 70 \\ \hline \end{array}$$

11.
$$\begin{array}{r} 30 \\ + 5 \\ \hline \end{array}$$


12.
$$\begin{array}{r} 43 \\ + 22 \\ \hline \end{array}$$

13.
$$\begin{array}{r} 36 \\ + 43 \\ \hline \end{array}$$

14.
$$\begin{array}{r} 13 \\ + 31 \\ \hline \end{array}$$

15.
$$\begin{array}{r} 25 \\ + 33 \\ \hline \end{array}$$

16.
$$\begin{array}{r} 73 \\ + 15 \\ \hline \end{array}$$



Name: _____

Subtraction to 10

Answer the subtraction questions.

$5 - 2 = \square$

$3 - 1 = \square$

$7 - 4 = \square$

$8 - 2 = \square$

$7 - 6 = \square$

$9 - 2 = \square$

$4 - 3 = \square$

$6 - 5 = \square$

$5 - 1 = \square$


$8 - 3 = \square$

$9 - 5 = \square$

$10 - 3 = \square$

Name: _____

Rainy Day Subtraction



Answer the subtraction questions.

$$\begin{array}{r} 13 \\ - 3 \\ \hline \end{array}$$

$$\begin{array}{r} 18 \\ - 4 \\ \hline \end{array}$$

$$\begin{array}{r} 15 \\ - 2 \\ \hline \end{array}$$

$$\begin{array}{r} 16 \\ - 5 \\ \hline \end{array}$$

$$\begin{array}{r} 12 \\ - 1 \\ \hline \end{array}$$

$$\begin{array}{r} 17 \\ - 3 \\ \hline \end{array}$$

$$\begin{array}{r} 19 \\ - 7 \\ \hline \end{array}$$

$$\begin{array}{r} 15 \\ - 4 \\ \hline \end{array}$$

$$\begin{array}{r} 19 \\ - 3 \\ \hline \end{array}$$

$$\begin{array}{r} 16 \\ - 2 \\ \hline \end{array}$$

$$\begin{array}{r} 17 \\ - 5 \\ \hline \end{array}$$

$$\begin{array}{r} 18 \\ - 8 \\ \hline \end{array}$$

$$\begin{array}{r} 14 \\ - 1 \\ \hline \end{array}$$


$$\begin{array}{r} 17 \\ - 6 \\ \hline \end{array}$$

$$\begin{array}{r} 18 \\ - 3 \\ \hline \end{array}$$

$$\begin{array}{r} 19 \\ - 4 \\ \hline \end{array}$$

Name: _____

Rainy Day Subtraction



Answer the subtraction questions.

$$\begin{array}{r} 18 \\ - 12 \\ \hline \end{array}$$

$$\begin{array}{r} 39 \\ - 23 \\ \hline \end{array}$$

$$\begin{array}{r} 42 \\ - 20 \\ \hline \end{array}$$

$$\begin{array}{r} 75 \\ - 74 \\ \hline \end{array}$$

$$\begin{array}{r} 84 \\ - 42 \\ \hline \end{array}$$

$$\begin{array}{r} 14 \\ - 10 \\ \hline \end{array}$$

$$\begin{array}{r} 58 \\ - 35 \\ \hline \end{array}$$

$$\begin{array}{r} 29 \\ - 16 \\ \hline \end{array}$$

$$\begin{array}{r} 56 \\ - 23 \\ \hline \end{array}$$

$$\begin{array}{r} 44 \\ - 24 \\ \hline \end{array}$$

$$\begin{array}{r} 80 \\ - 40 \\ \hline \end{array}$$

$$\begin{array}{r} 37 \\ - 26 \\ \hline \end{array}$$

$$\begin{array}{r} 54 \\ - 22 \\ \hline \end{array}$$

$$\begin{array}{r} 23 \\ - 10 \\ \hline \end{array}$$



$$\begin{array}{r} 82 \\ - 32 \\ \hline \end{array}$$

$$\begin{array}{r} 95 \\ - 15 \\ \hline \end{array}$$


Name _____

Summer Fact Families


Directions: Use the 3 numbers to write 4 different facts.




_____	+	_____	=	_____
_____	+	_____	=	_____
_____	-	_____	=	_____
_____	-	_____	=	_____




_____	+	_____	=	_____
_____	+	_____	=	_____
_____	-	_____	=	_____
_____	-	_____	=	_____




_____	+	_____	=	_____
_____	+	_____	=	_____
_____	-	_____	=	_____
_____	-	_____	=	_____



_____	+	_____	=	_____
_____	+	_____	=	_____
_____	-	_____	=	_____
_____	-	_____	=	_____



_____	+	_____	=	_____
_____	+	_____	=	_____
_____	-	_____	=	_____
_____	-	_____	=	_____



_____	+	_____	=	_____
_____	+	_____	=	_____
_____	-	_____	=	_____
_____	-	_____	=	_____

Name: _____

Popsicle Math

Directions: Apply the rule at the top of each popsicle to the numbers on the left. Write the answers on the right. The first one has been done for you.

-5

12	7
7	
19	
10	
16	

-4

15	
10	
5	
9	
14	

+7


7	
12	
5	
10	
9	

+9

9	
5	
10	
3	
8	

-3

18	
9	
17	
20	
15	

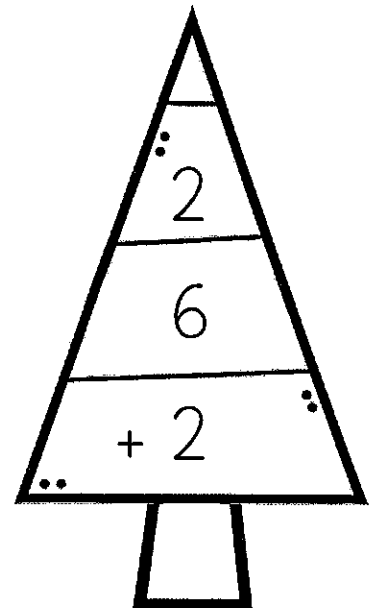
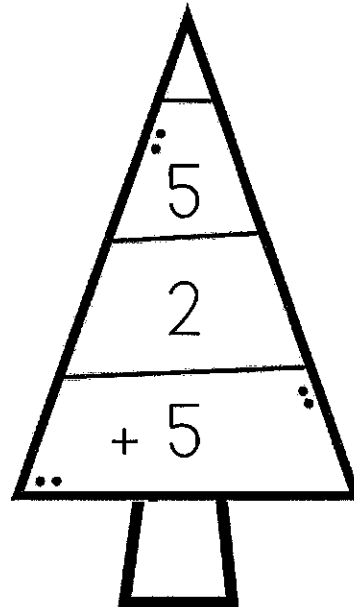
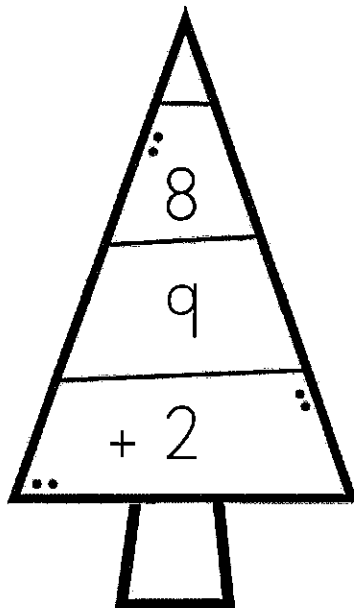
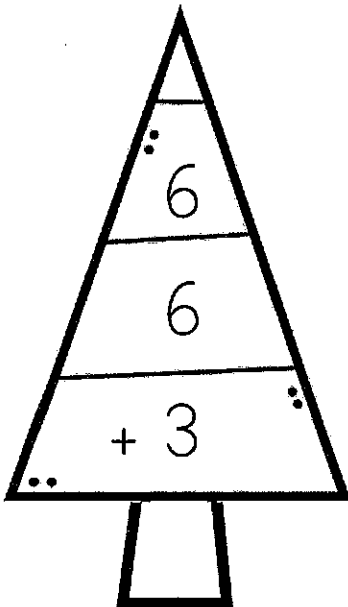
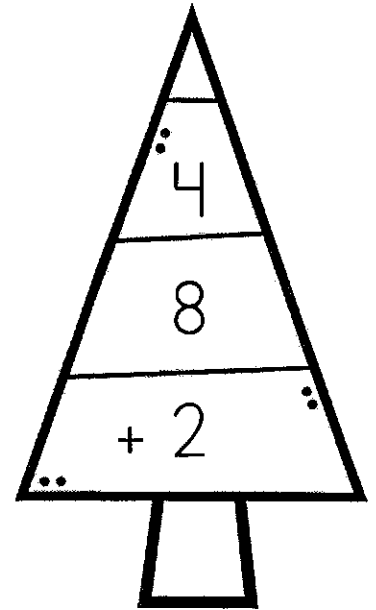
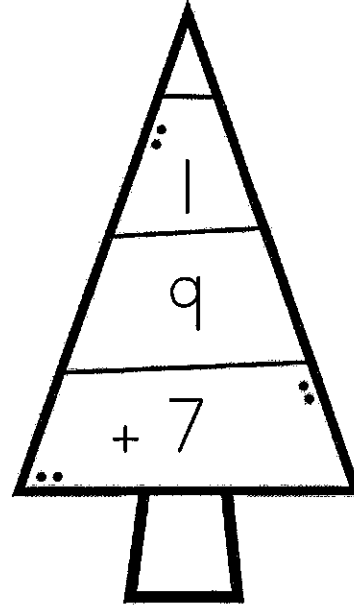
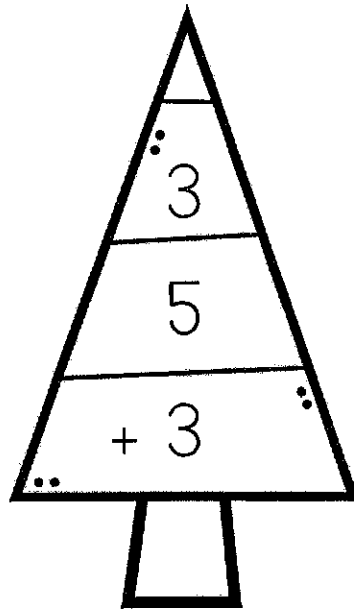
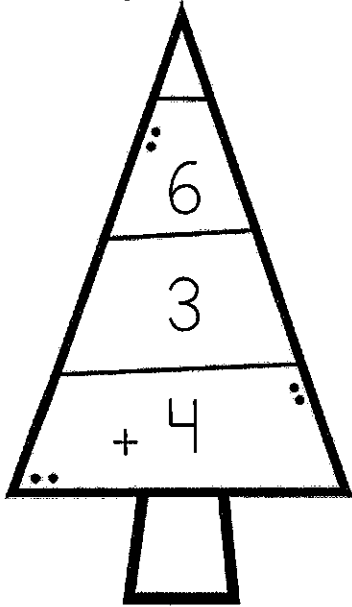


Name _____



Adding Three Numbers

Directions: Add the three numbers in the tree. If you can, use a strategy like doubles, doubles plus one, or make a ten. Put the sum on the trunk. Then, write your own story problem with adding three numbers below.




Story Problem: _____

Name: _____

Date: _____

EQUAL or NOT?

Directions: Compare the two number sentences. Then, write the correct sign using $<$, $>$, or $=$.



$$6 + 6 \quad \square \quad 18 - 1$$

$$15 - 7 \quad \square \quad 8 - 0$$

$$12 - 3 \quad \square \quad 10 - 4$$

$$3 + 13 \quad \square \quad 19 - 2$$

$$5 + 10 \quad \square \quad 14 - 1$$

$$20 - 2 \quad \square \quad 18 - 5$$

$$7 + 7 \quad \square \quad 18 - 4$$

$$14 - 5 \quad \square \quad 20 - 8$$


$$20 - 10 \quad \square \quad 5 + 5$$

$$8 + 5 \quad \square \quad 7 + 6$$

Name: _____

Date: _____

BUCKETS of NUMBERS



Directions: Fill the bucket with the missing number.

$$\text{Bucket with } 8 + \text{Empty Bucket} = \text{Bucket with } 12$$

$$\text{Empty Bucket} - \text{Bucket with } 10 = \text{Bucket with } 10$$

$$\text{Bucket with } 11 - \text{Bucket with } 3 = \text{Bucket with } \quad$$


$$\text{Bucket with } 2 + \text{Empty Bucket} = \text{Bucket with } 15$$

$$\text{Empty Bucket} - \text{Bucket with } 6 = \text{Bucket with } 9$$

$$\text{Bucket with } 16 - \text{Bucket with } 7 = \text{Empty Bucket}$$

$$\text{Bucket with } 7 + \text{Empty Bucket} = \text{Bucket with } 14$$

$$\text{Empty Bucket} + \text{Bucket with } 6 = \text{Bucket with } 17$$

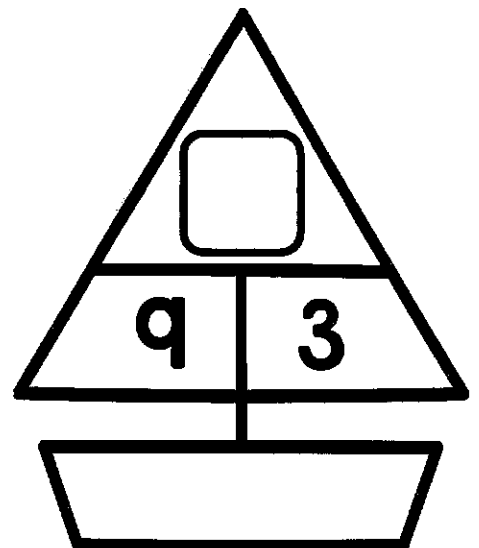
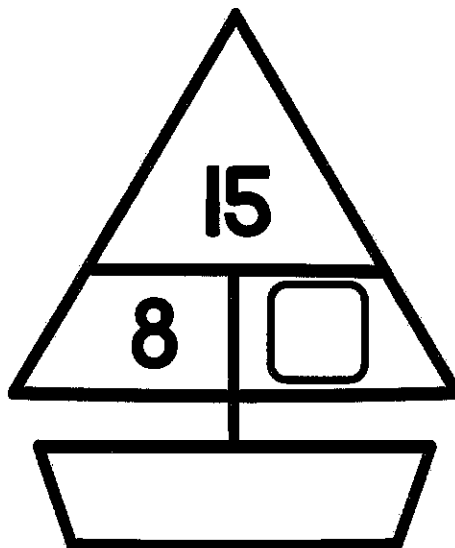
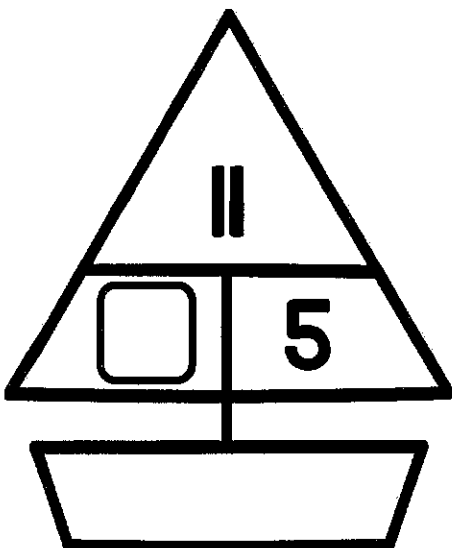
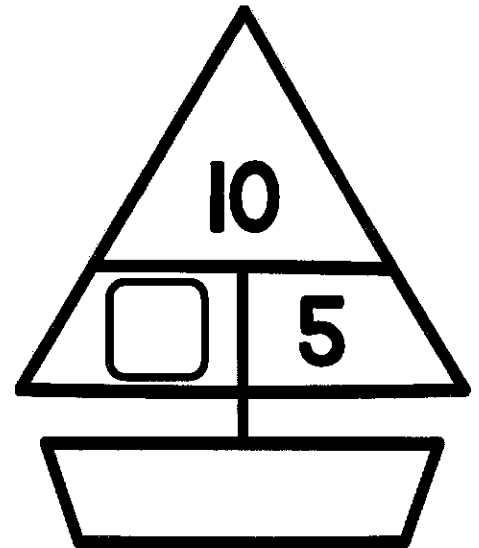
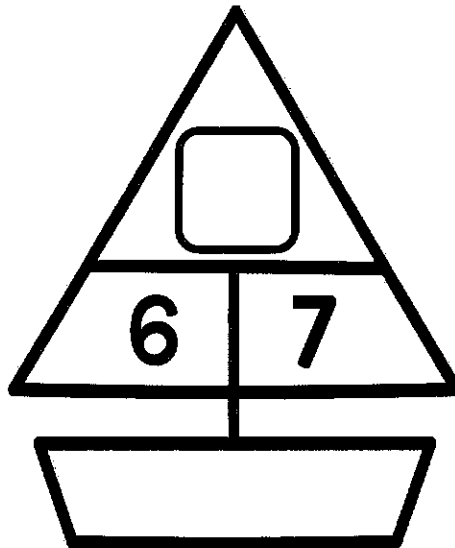
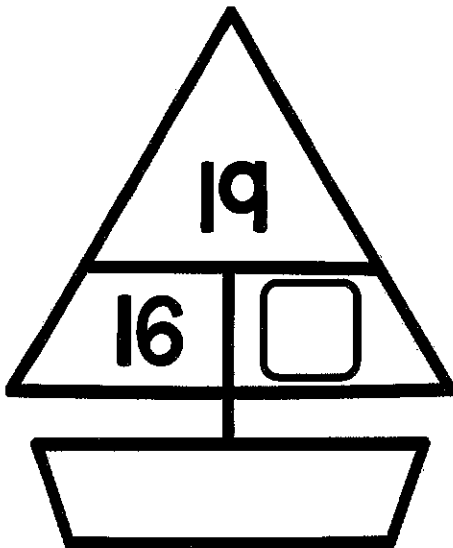
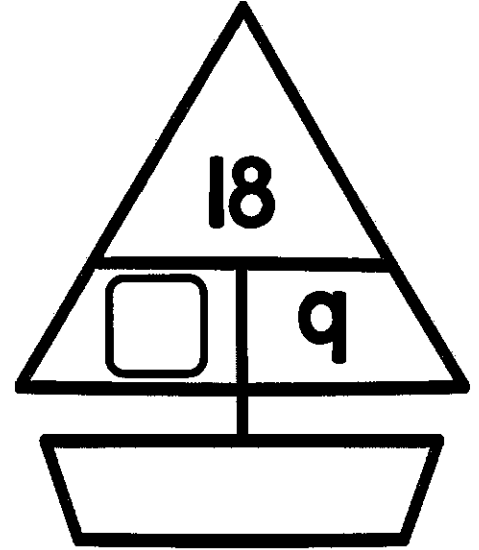
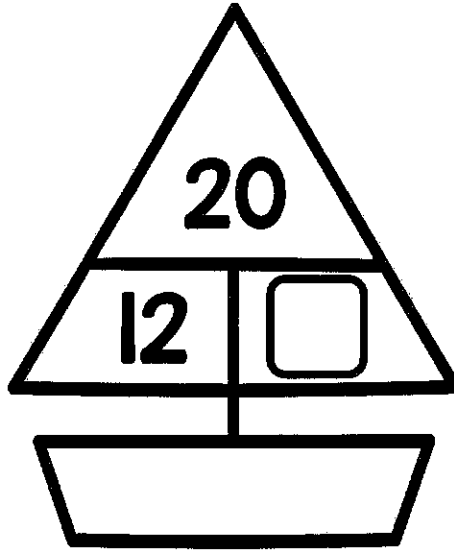
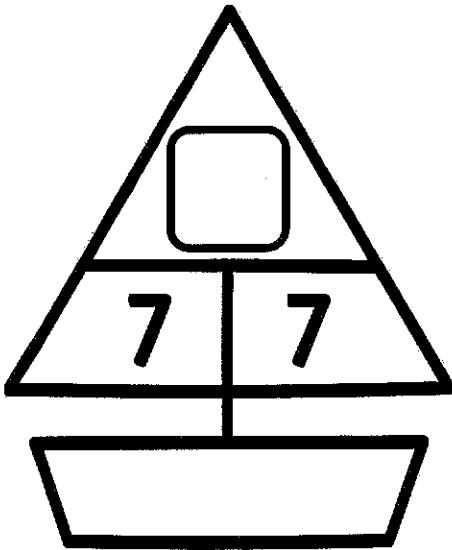


$$\text{Bucket with } 20 - \text{Empty Bucket} = \text{Bucket with } 5$$

Name _____

Part-Part-Whole

Directions: Fill in the missing parts from the part-part-whole diagrams on the boat sails.















Name: _____


Date: _____

SURFING \pm 10 TEN


Directions: Write the number that is 10 less than the middle number at the top and the number that is 10 more on the bottom.



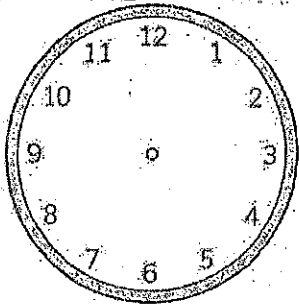
Name _____



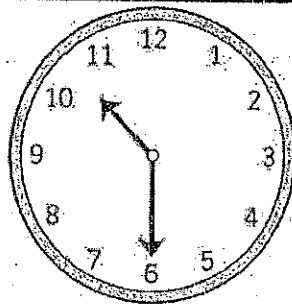
Summer TIME!

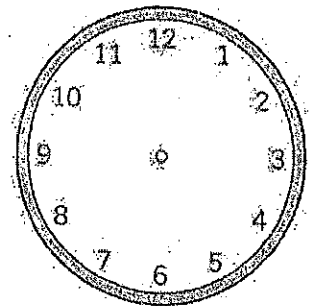


Directions: Show or write the time for each clock.

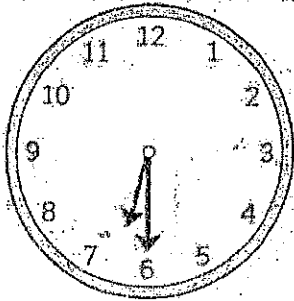


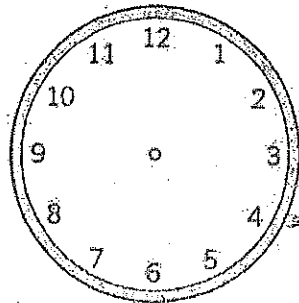
show 1:30



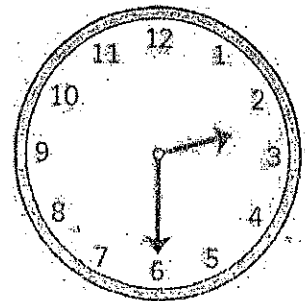


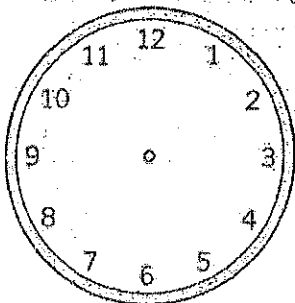
show 4:30



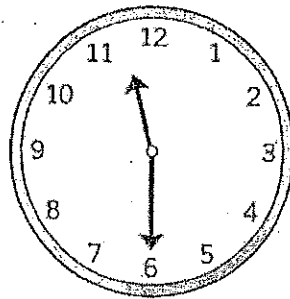


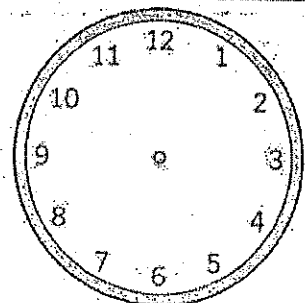
show 5:30



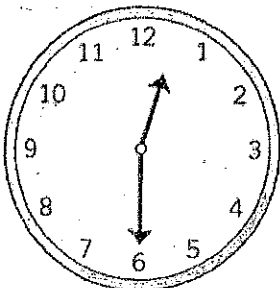


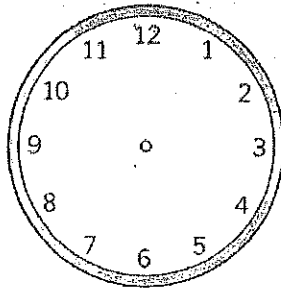
show 7:30



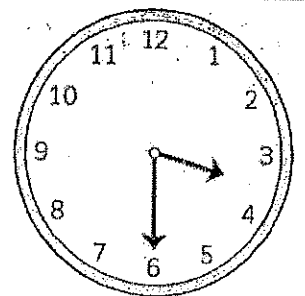


show 8:30






show 9:30

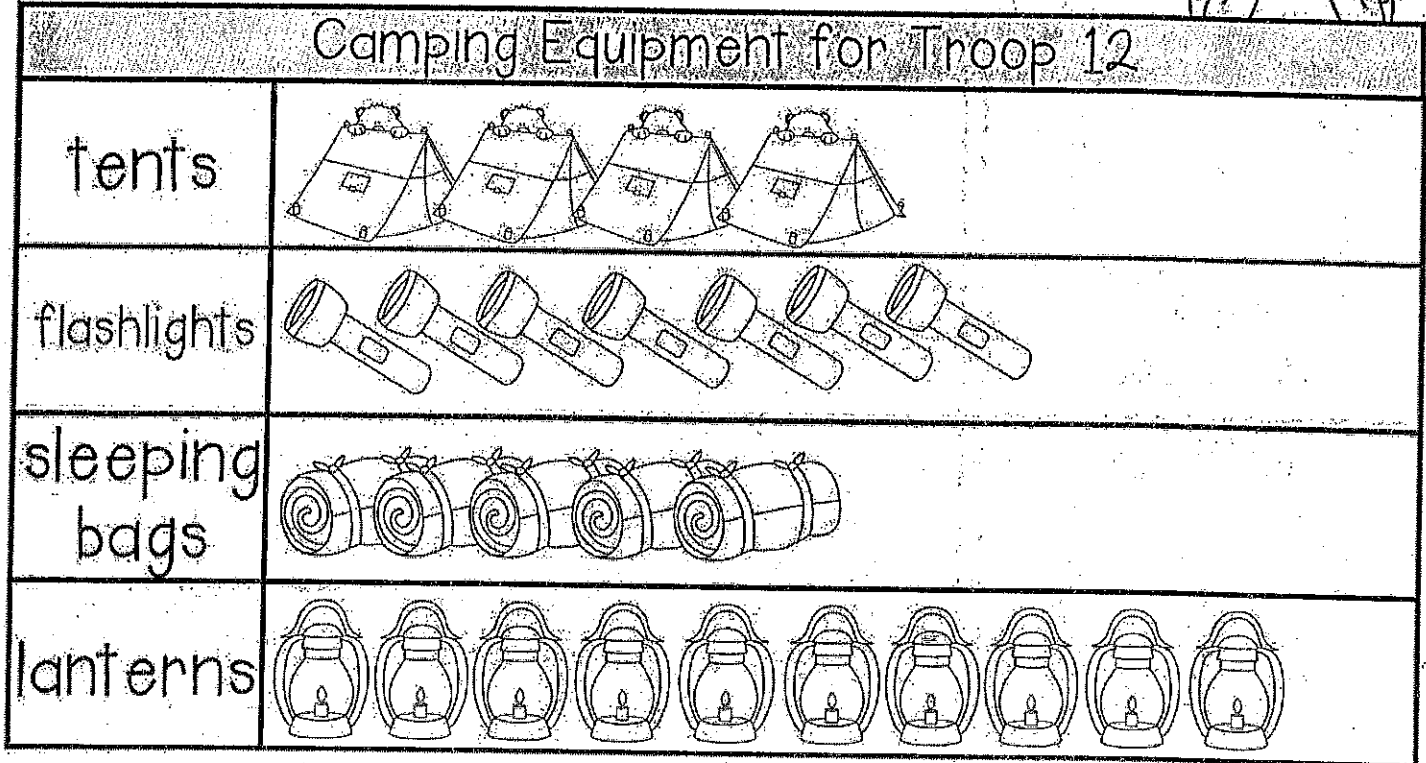


Name _____

Summer Graphing



Directions: Look at the graph below and answer the questions.



1. What kind of equipment did they have the most of? _____
2. How many tents were there? _____
3. Which items did they have the least of? _____
4. How many flashlights did they bring? _____
5. How many pieces of equipment did they have altogether? _____
6. How many flashlights and lanterns were there altogether?
_____ + _____ = _____
7. What other piece of camping equipment would you bring?
